



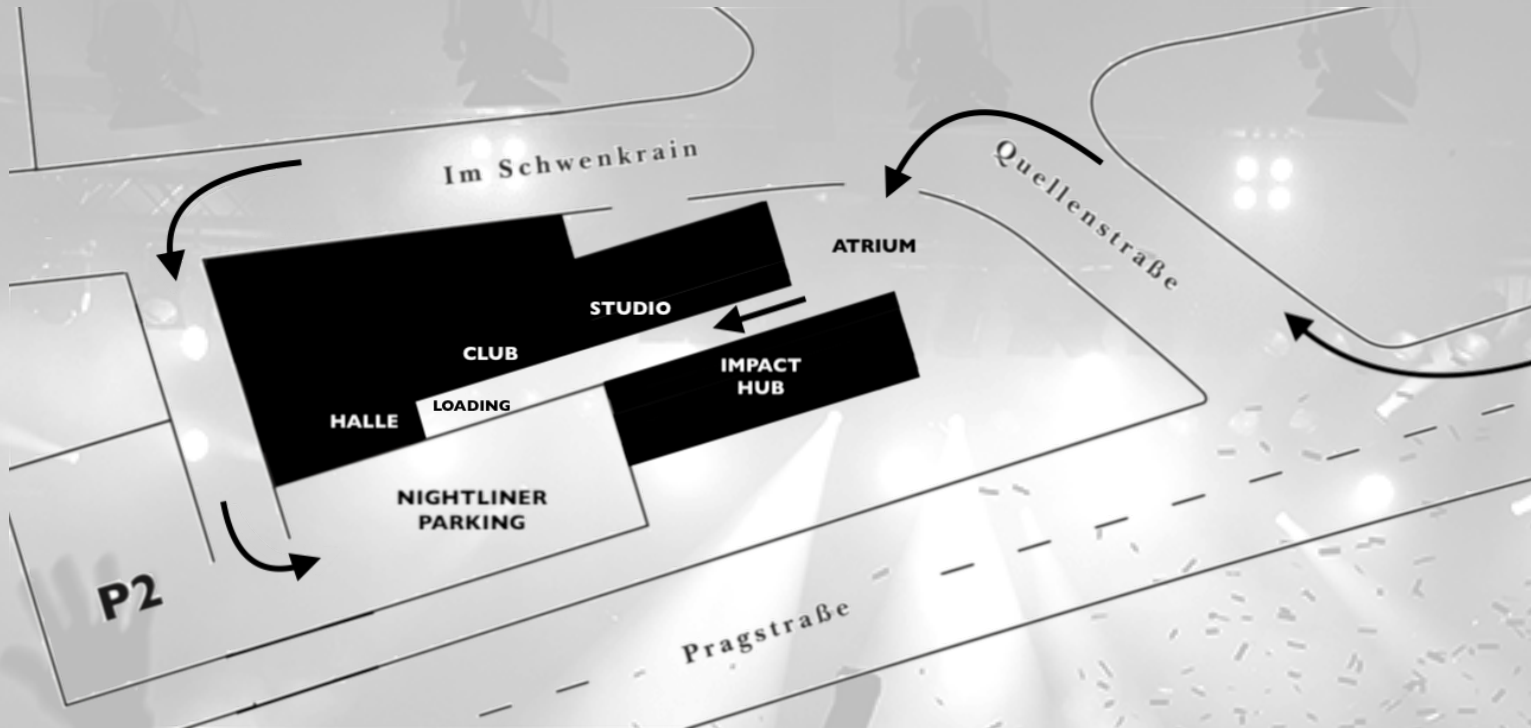
**VENUE SPECS  
CLUB**

**IM   
WIZEMANN**

STUTTGART

**Navigation:** Im Wizemann  
Quellenstr. 7  
70376 Stuttgart

Tel: 0711 400 564 - 40  
Mail: [info@imwizemann.de](mailto:info@imwizemann.de)  
Web: [www.imwizemann.de](http://www.imwizemann.de)

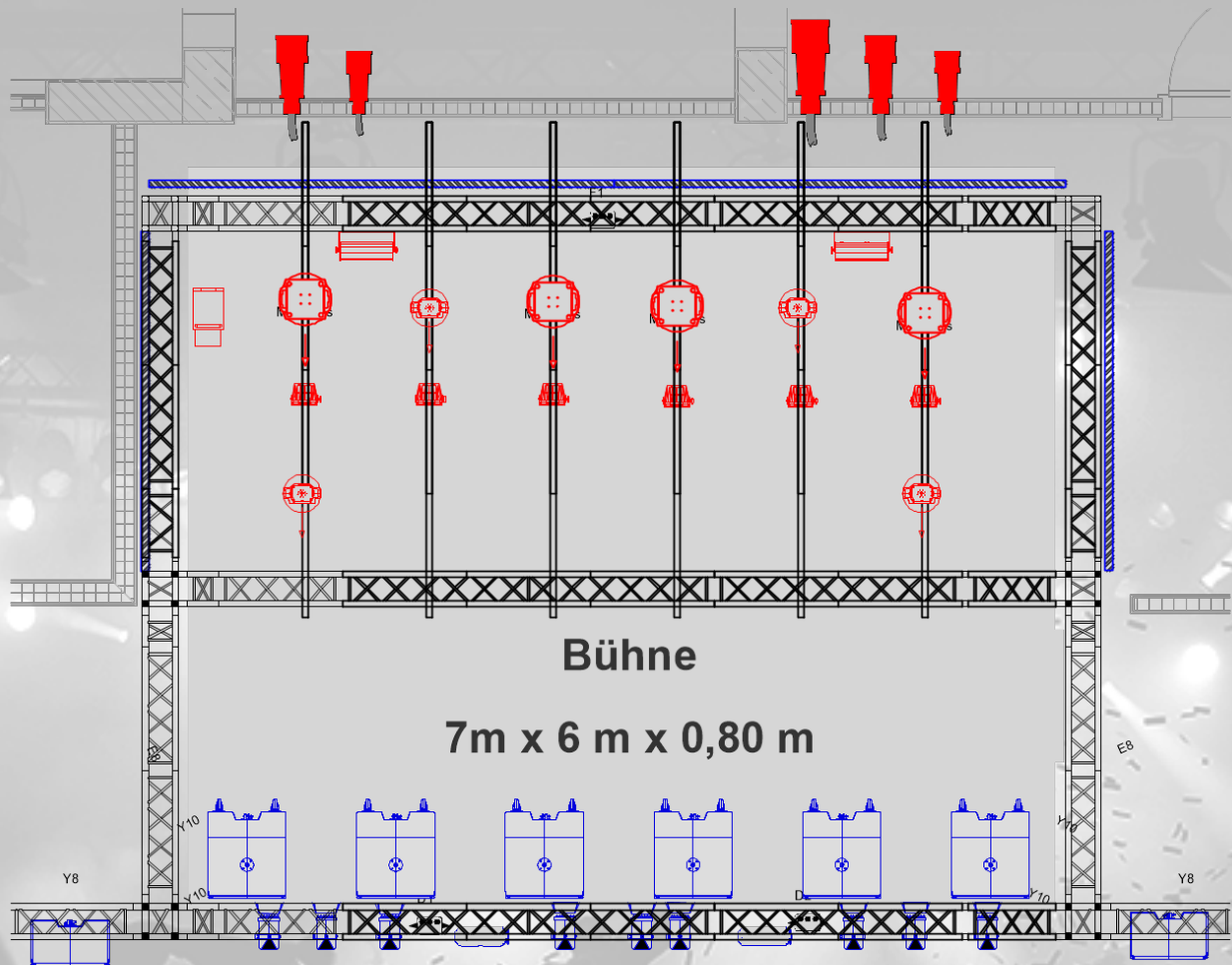


**LOADING:** **CAR/VAN:** You can park right next to the venue. 10m to the stage (no stairs).  
**NIGHTLINER:** Please read the detailed parking instruction (pg. 9).

**PARKING:** Please use our parking lot. AC power available (2x 32A).

**FOR DETAILED PARKING INSTRUCTIONS PLEASE SEE OUR PARKING SHEET! (pg. 8)**

Capacity:	550	Backstage:	yes (2)
Kitchen:	no	Backstage Toilets:	yes
Bus Parking:	yes	Production Office:	yes (1)
Bus Power:	2x 32A CEE	Shower:	please ask
Merch Fee:	100,- EUR (+ 19% VAT)	WiFi:	yes
Washer & dryer:	please ask		



Legende Club

Symbol	Beschreibung	Details
	Stufenlinse	500W
	TourLED	RGB LED
	4-Lite Blinder	2600W
	Hazer	Look Unique
	LED Washer (RGB)	Martin Mac Aura XIP (Basic Mode)
	LED Spot	JB Lighting P10 HP (Mode 2)
	Stroboskop	Atomic 3000 LED
	d&b Y-Sub	Line Array <small>Info: Abstand PA - Delay Line 8,5m</small>
	d&b Y8/Y 12	Nearfill, Delay <small>Info: Abstand PA - Delay Line 8,5m</small>
	d&b Y10P	Outfill
	Prolyte H30V	UK 3,4m <small>Info: ab Oberkante Bühne</small>
	Crash Barrier	
	Bühne	Höhe 80cm

Stage:	7m x 6m x 0,8m	Power Stage:	2x 32A / 2x 16A
Clearance:	3,4m	Soundcheck:	5pm (Mo-Fr)
Rigging:	no	FOH:	yes
Pyro:	no	Curfew Stage:	11pm
Side Stage:	yes (stage left only)	Barriers:	yes

## SOUNDCHECK

NO SOUNDCHECK BEFORE 5 PM (MO – FR)

## DIMENSIONS LOADING DOOR

208cm x 190m (height x wide)

## BARRIERS

Crash Barriers (Mojo) vor der Bühne sind bei unbestuhlten Konzerten zwingend erforderlich (behördlich in der Baugenehmigung angeordnet).

*Crash Barriers (Mojo) in front of the stage are mandatory for unseated concerts (legally arranged in the building license).*

## MULTICORE TO FOH

Digital:	8x AES EBU	6x CAT7 cable with CAT6a jack
Analog:	48 Channel	
Analog & Digital:	5x BNC75ohm	
DMX:	4x DMX (5-pol) → 1x Houselight	

## SOUND LIMIT (DIN 15905-5)

Maximaler Innenschalldruck (behördlich in der Baugenehmigung angeordnet):

Mittelungspegel LAeq = 99 dB(A)  
Peakwert LCPeak = 135 dB(C)

Es läuft eine dauerhafte Protokollierung der Werte. Der LAeq 99db wird über 30min gemessen.

No.	Manufacturer	Type	Description
<b>SOUND</b>			
<b>Main PA</b>			
4	d&b	Y8	80° Line-Array
4	d&b	Y12	120° Line-Array
6	d&b	Y-Sub	Cardioid
<b>Center</b>			
1	d&b	Y10P	110° Fullrange
<b>Delay</b>			
2	d&b	Y10P	110° Fullrange
<b>Controler</b>			
3	d&b	D80	4-Channel DSP Amp
<b>Desk</b>			
1	Yamaha	CL3	inkl. MY8-AE Karte
1	Yamaha	Rio 3224	32 In / 16 Out
<b>Monitoring</b>			
14	d&b	M4	15" LF, 1.3" HF
2	d&b	B6 Sub	2x 15"
3	d&b	D12	2-Channel DSP Amp
<b>Micros</b>			
7	Shure	SM58	
5	Shure	SM57	
1	Shure	Beta52	
4	Sennheiser	e904	
1	Sennheiser	e906	
3	Neumann	KM184	
1	Beyer Dynamic	M88	
1	Shure	Beta58	
1	Shure	Beta91	
2	Sennheiser	MD421	
4	Radial	Pro-DI Passiv	DI Box
2	Radial	JPI Duplex	DI Box
4	BSS	AR116	DI Box
<b>DJ</b>			
2	Technics	SL-1210 MK2	
2	Pioneer	CDJ2000 NXS	
1	Pioneer	DJM900 NXS	
<b>LIGHTING</b>			
9	Desisti	Leonardo 0,5kW Fresnel	500W
2	Thomas	4lite Blinder	4x 650W
6	Expolite	TourLED 42CM	LED Washlight
4	JB - Lightning	P10 Profile HP	LED Spotlight
4	Martin	MacAura XIP	LED Washlight
2	Martin	Atomic3000 LED	LED Strobe
1	Smoke Factory	Tour Hazer II	Hazer
<b>Controler</b>			
1	ETC	Alex M 2,5	Dimmer
1	Swisson	XSP-5	DMX Booster
<b>Desk</b>			
1	MA Lighting	GrandMA3 compact	

Fixture	Mode	Total	Back	Mid	Front	House
Fresnel	Dim 8-bit	9	-	-	9	-
4Lite	Dim 8-bit	2	-	-	2	-
JB Lighting P10 HP	Mode 2 (60ch)	4	4	-	-	-
Martin Mac Aura XIP	Basic (36ch)	4	2	2	-	-
Expolite TourLED 42cm	Tour (10ch)	6	-	6	-	-
Martin Atomic 3000 LED	Ext. (14ch)	2	2	-	-	-
Martin Jem Compact Pro	3 channel	1	-	-	-	-
House Ambient	RGB 8-bit	4	-	-	-	4

Fix ID	Name	Patch	Mode	Position
1	Fresnel #1	1.001	Dimmer 8-bit	Front
2	Fresnel #2	1.002	Dimmer 8-bit	Front
3	Fresnel #3	1.003	Dimmer 8-bit	Front
4	Fresnel #4	1.004	Dimmer 8-bit	Front
5	Fresnel #5	1.005	Dimmer 8-bit	Front
6	Fresnel #6	1.006	Dimmer 8-bit	Front
7	Fresnel #7	1.007	Dimmer 8-bit	Front
8	Fresnel #8	1.008	Dimmer 8-bit	Front
9	Fresnel #9	1.009	Dimmer 8-bit	Front
10	4lite #1	1.010	Dimmer 8-bit	Front
11	4lite #2	1.011	Dimmer 8-bit	Front

101	P10 #1	1.012	JB Lighting P10 Profile HP Mode 2 (60ch)	Back
102	P10 #2	1.072	JB Lighting P10 Profile HP Mode 2 (60ch)	Back
103	P10 #3	1.132	JB Lighting P10 Profile HP Mode 2 (60ch)	Back
104	P10 #4	1.192	JB Lighting P10 Profile HP Mode 2 (60ch)	Back

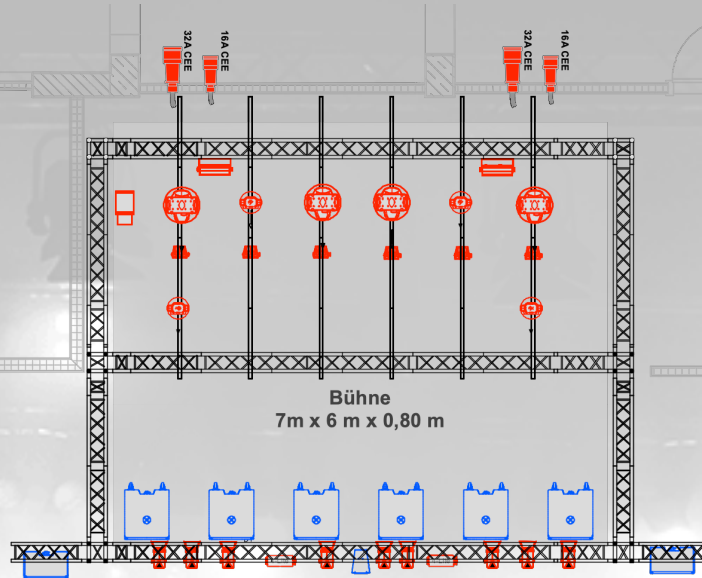
201	Mac Aura #1	<b>1.252</b>	Martin MAC Aura XIP Basic (36ch)	Mid
202	Mac Aura #2	<b>1.288</b>	Martin MAC Aura XIP Basic (36ch)	Back
203	Mac Aura #3	<b>1.324</b>	Martin MAC Aura XIP Basic (36ch)	Back
204	Mac Aura #4	<b>1.360</b>	Martin MAC Aura XIP Basic (36ch)	Mid

301	TourLED #1	<b>1.420</b>	Expolite TourLED 42cm Tour Mode (10ch)	Mid
302	TourLED #2	<b>1.430</b>	Expolite TourLED 42cm Tour Mode (10ch)	Mid
303	TourLED #3	<b>1.440</b>	Expolite TourLED 42cm Tour Mode (10ch)	Mid
304	TourLED #4	<b>1.450</b>	Expolite TourLED 42cm Tour Mode (10ch)	Mid
305	TourLED #5	<b>1.460</b>	Expolite TourLED 42cm Tour Mode (10ch)	Mid
306	TourLED #6	<b>1.470</b>	Expolite TourLED 42cm Tour Mode (10ch)	Mid

401	Atomic 3000 #1	<b>1.480</b>	Martin Atomic 3000 LED Extended (14ch)	Back
402	Atomic 3000 #2	<b>1.494</b>	Martin Atomic 3000 LED Extended (14ch)	Back

501	Haze #1	<b>1.509</b>	Martin Jem Compact Hazer Pro (3ch)	Floor
-----	---------	--------------	------------------------------------	-------

1101	Ambient #1	<b>1.401</b>	LED - RGB 8 bit (3ch)	House
1102	Ambient #2	<b>1.404</b>	LED - RGB 8 bit (3ch)	House
1103	Ambient #3	<b>1.407</b>	LED - RGB 8 bit (3ch)	House
1104	Ambient #4	<b>1.410</b>	LED - RGB 8 bit (3ch)	House

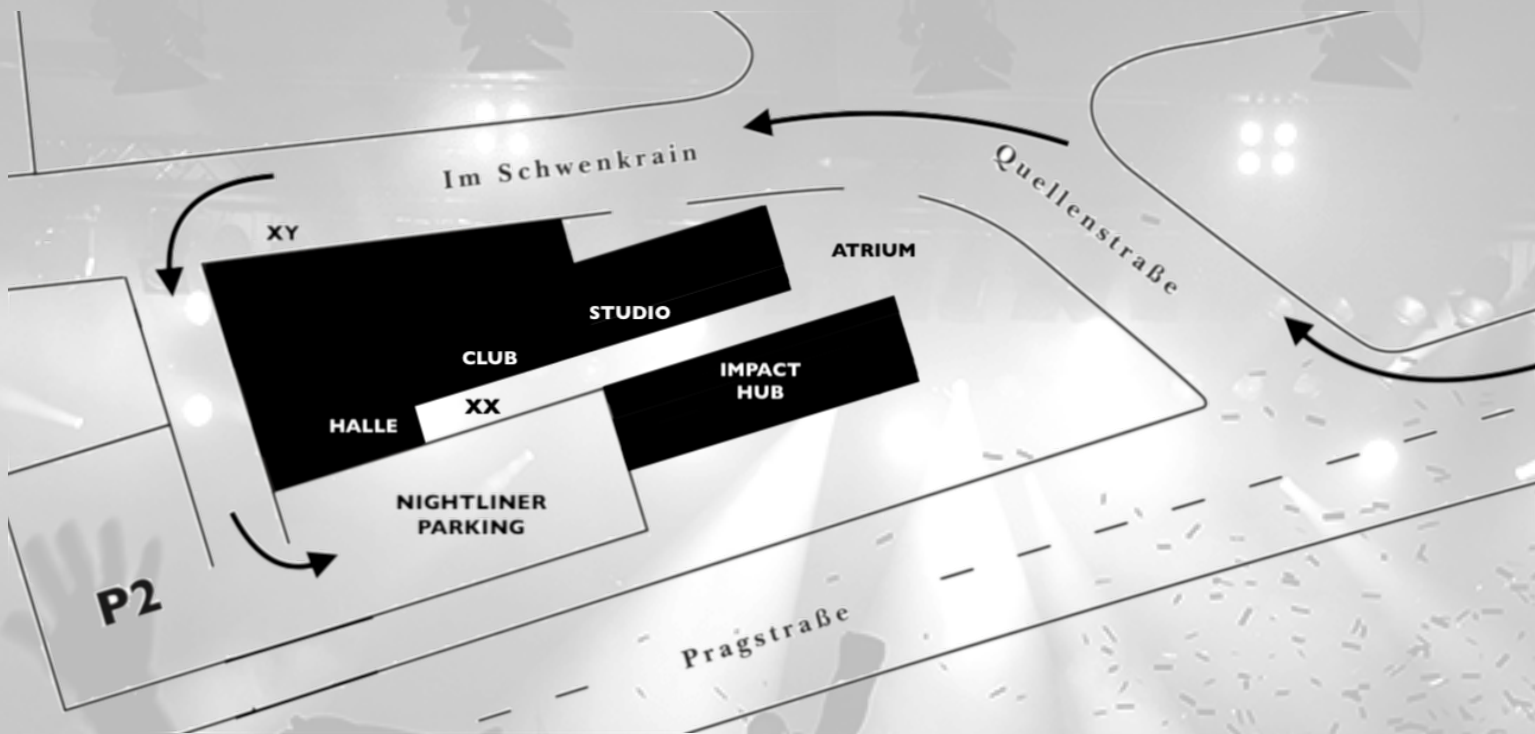


CLUB

FOH



## NIGHTLINER LOADING / PARKING



Der Trailer muss an der markierten Stelle (XY) abgehängt werden. Direkt dort befindet sich ein großer Lastenaufzug (max. 3000kg). Von dort aus sind es dann noch ca. 25-35m zur Halle oder zum Club (ebenerdig, keine Treppen). Bitte anschließend auf dem Nightliner Parkplatz parken.

*You can uncouple the trailer at the marked spot (XY). There is a big elevator (max. 3000kg). Then you have to walk 25-35m to the „Halle“ or the „Club“ (no steps). Please park your nightliner at the parking lot.*

## LKW LADEN UND PARKEN / TRUCK LOADING AND PARKING

LKWs / Trucks können zum Load-In in den Innenhof fahren. Bitte rückwärts durch den Innenhof fahren und mit dem Heck an die Türe „Loading Halle“ (XX) stellen. Bitte so nah wie möglich an die Stahltreppe, damit keine Notausgänge versperrt werden. Leider ist der Load-Out momentan nicht über den Innenhof möglich. Daher bitte nach dem Load-In, spätestens vor Konzerteinlass aus dem Innenhof fahren und auf dem Nightliner Parkplatz parken. Zum Load-Out dann bitte an den Aufzug (XY) fahren.

*Trucks can drive into the atrium for load-in. Back up through the atrium and park at the loading dock „Loading Halle“ (XX). Please stand as close to the staircase as possible in order not to block any emergency exits.*

*Unfortunately, load-out is currently not possible via atrium. Therefore, please drive out of the atrium after the load-in, at the latest before concert entry, and park at the nightliner parking lot. To load-out, please drive to the elevator (XY).*

## ZUGANG PARKPLATZ & STROM / PARKING ACCESS & BUS POWER

Der Nightliner Parkplatz ist durch Zäune gesichert. Bitte nach der Einfahrt das Tor wieder schließen.

Nightliner Strom liegt bereit und ist ausgeschildert.

*Nightliner parking is fenced. Please close the gate after entry.*

*Nightliner power will be available and is marked.*

## ZUGANG VENUE / VENUE ACCESS

Vom Nightliner Parkplatz aus führt eine Stahltreppe in den Innenhof. Von dort aus ist der Zugang ausgeschildert.

*Please take the staircase to get from the nightliner parking to the Wizemann atrium. Access to the facilities will be marked.*

**PARKPLATZ / PARKING SPACE**

Sofern ihr keine Position zugewiesen bekommt, nutzt bitte die Parkposition 1 und 2.

*If you are not assigned a position, please use parking position 1 and 2.*

